

Proximity Reader / Programmer



PUA-310V1
(Surface Mount)

PUA-310V
(Desktop)

PP-311
(Surface Mount)
With keypad

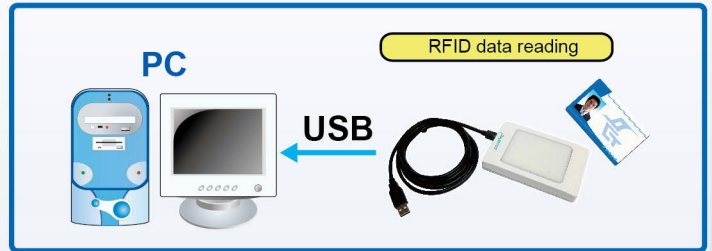
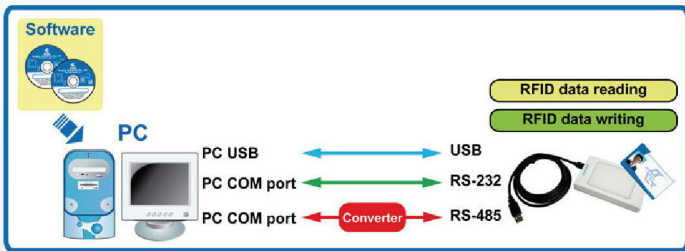
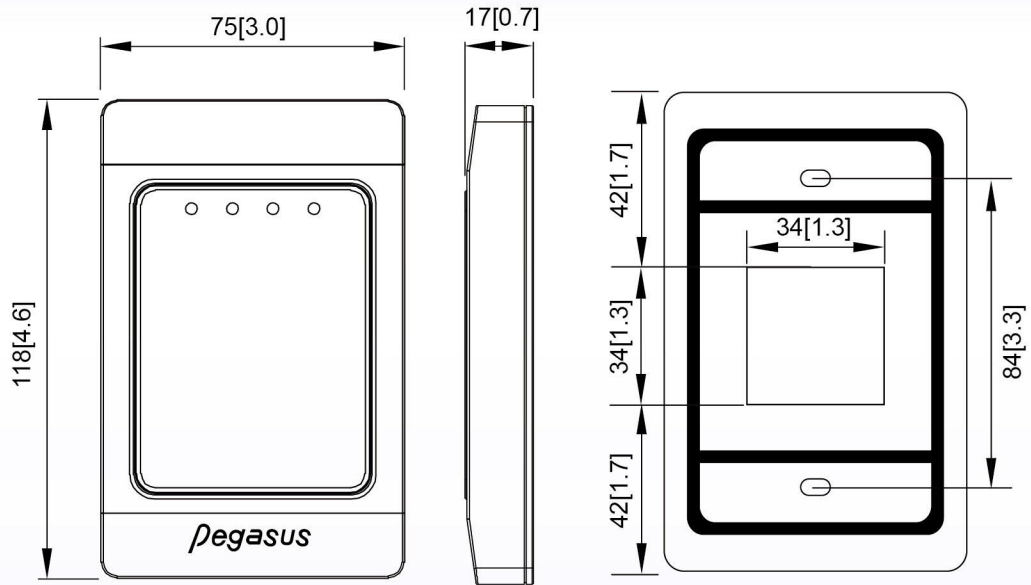
Features

- Easily interfaced with Pongee or other standard access controller for management of access control, time attendance & lift access control systems.
- LED indicators show power and operation status.
- Built-in buzzer for sound notification.
- Supplies buzzer & LED responding signal.
- Provides tamper switch.
- Supported Bluetooth function.(Optional)
- Dual, triple, quadruple decoding reader. (EM \ Mifare ISO15693 \ ISO14443A/B)reader. (by optional)
- With multi card formats output thru DIP switch selection.(ASCII ID, Decimal and Hexadecimal)(by optional)
- With CPU watch-dog function to prevent malfunction.
- Provide OEM/ODM projects development.
- Ability to read multiple formats.
- For higher security, our **M3 series** is applied with anti-duplication HF card.
- Suggested to pair with
Standalone system: PP-87 controller
On-line system: PP-6750V, PP-85, PP-35, PP-36, PP-3790 or PP-3702T controller

Specification

Model No.	PUA-310V1	PUA-310V	PP-311
RFID frequency	125KHz ASK/125KHz FSK 13.56MHz/Dual frequency/M3		125KHz ASK/125KHz FSK 13.56MHz/M3
Applicable cards	EM 4001, EM 4102 or compatible, TEMIC 5557 Mifare S50, S70, Mifare Ultralight, Mifare DESFire, Felica, NFC Tag		
Waterproof	Yes	---	Yes
Reading range	EM 125KHz ASK	6~19cm	5~6cm
	HC 125KHz FSK	6~10cm	5~6cm
	Mifare 13.56MHz	5~7cm	5~6cm
	M3	7~10cm	7~10cm
Output format (Interface)	RS-232/RS-485/ Wiegand 26/34bits <42/44/64 bits(Optional)> / ABA Track2) / USB	USB	RS-232/RS-485
Transmission rate	9,600 bps N, 8, 1(19,200 bps N, 8, 1)(Optional)	---	9,600 bps N, 8, 1
Operating voltage	5V / 12V / 24V	By USB	12V
Indications	LED	LED(Power / Status)	
	Buzzer	Built-in buzzer sound	
Tamper switch	Yes	NO	Yes
Watchdog	Yes	Yes	Yes
Responding signal (LED/Buzzer)	Yes	NO	NO
Operating temperature	-10°C~75°C		
Storage temperature	-20°C~85°C		
Material / Color	PC / Black, White		PC / White

Dimensions mm[inch]



Example Applications

PUA-310V1
Surface Mount

- **ABA** —
- **RS-232** —
- **RS-485** —
- **USB** —
- **Wiegand** —

HMI
(human-machine interaction)

PUA-310V1
Surface Mount

- **ABA** —
- **RS-232** —
- **RS-485** —
- **Wiegand** —

Charging station


PUA-310V
Desktop

- **USB(U1)** —
Keyboard emulation
(without any PC driver)
- **USB(U2)** —
Reader/Writer
(with software)

POS System
Membership schemes
Copier accounting

Optional Accessories

RS-232 Cable (For PUA-310 Series)
R-12-W6P+DB9+DCJK/2M
 (Line length 200CM)



RS-232 Cable (For PUA-310V1 Series)
R-12-310R2-1800-1
 (Line length 180CM)



RS-485 Cable (For PUA-310V1 Series)
R-12-310R5-1800-4
 (Line length 180CM)



PG-ADAPTER/100-240-3 :100-240V Adapter
 (Ansi Standard)




PG-ADAPTER-E788 :100-240V Adapter
 (British Standard)




PCT-R2R5: RS-232 to RS-485 Interface Converter

PCT-UR5: USB to RS-485 Interface Converter

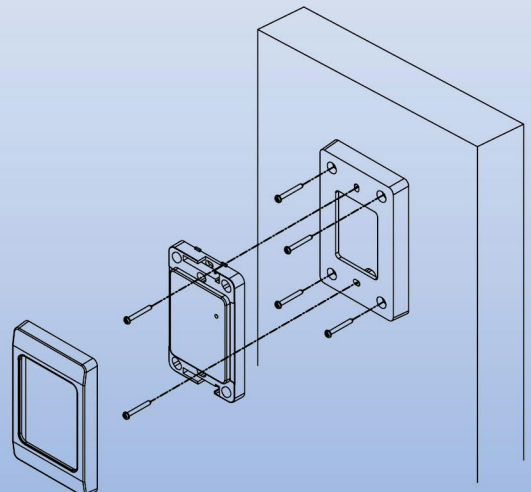


Insulator for PUA-310V1



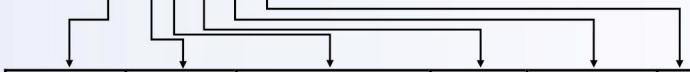
R-21-310-3
 (White)



R-21-310-3B
 (Black)



Ordering information

PUA-310V - 0 N R2 D 01



Model No.	Epoxy	Applicable cards	Output Interface	Numeral system	Code	Read card number					Output card number format			CheckSum				
						In reverse <small>Note 1</small>	In positive <small>Note 1</small>	2bytes	3bytes	4bytes	5bytes	8 digits	10 digits		14 digits			
Desktop 	0: W/O epoxy 1: Epoxy	N: 125KHz ASK EM	R2:RS-232 R5:RS-485 U1:USB	D:Decimal	01				•			•						
					02					•								
					03							•						
			04								•							
			05									•		•				
			01											•				
		A:ABA	D:Decimal	01									•					
				02										•				
				03											•			
		W:Wiegand		26: 26bit, 34: 34bit <42/44/64 bits(Optional)>														
		Surface Mount 	0: W/O epoxy 1: Epoxy	M0/M1/M8: 13.56MHz Mifare (Ultralight, NFC Tag,) MD: 13.56MHz Mifare DESFire (Ultralight, NFC Tag) F: 13.56MHz Mifare & Felica (Ultralight, NFC Tag)	R2:RS-232 R5:RS-485 U1:USB	D:Decimal	01	•				•			•			
							02	•				•				•		
							03	•					•				•	
							04	•					•				•	
							05		•				•				•	
A:ABA	D:Decimal				01											•		
					02											•		
					03											•		
					04											•		
					05	•										•		
W:Wiegand	D:Decimal			01														
				02														
				03														
W:Wiegand				26: 26bit, 34: 34bit, 58: 58bit <42/44/64 bits(Optional)>														
H: 125KHz FSK	R2:RS-232 R5:RS-485 U1:USB			D:Decimal	01					•	•			•				
					02					•	•			•				
				H:Hexadecimal	01											•		
	02															•		
	A:ABA	D:Decimal	01											•				
			02											•				
W:Wiegand		26&34bit <32、35、36、37、40、42、48bit (optional)>																

Note 1

Ex.: Card UID(Card No. in positive, Hexadecimal) : 7C 90 E0 65

Card No. in positive	Hexadecimal	→	Decimal (10 digits)	Decimal (10 digits)	Decimal (8 digits)
	7C 90 E0 65	→	2089869413	31888, 57445	14457445
		↙	7C 90 E0 65 2089869413	7C90 E065 31888 57445	90 E065 144 57445
			Code: D08	Code: D10	Code: D05
Card No. in reverse	Hexadecimal	→	Decimal (10 digits)	Decimal (10 digits)	Decimal (8 digits)
	65 E0 90 7C	→	1709215868	26080, 36988	22436988
		↘	65 E0 90 7C 1709215868	65E0 907C 26080 36988	E0 907C 224 36988
			Code: D04	Code: D09	Code: D01

- ※U1 : Plug & Play, USB, keyboard emulation(without any PC driver)
- ※U3 : Serial port emulator thru USB interface
- ※M0 : Reading Mifare UID (Serial No.)
 - M1 : Mifare sector number assigned by Pegasus for specific customer. (with proprietary key)
 - M8 : Reading card number from Mifare block 8 by factory defaulted key.
- ※M2 : For Mifare read/write application (customized firmware),
 - U2: USB, Reader/Writer (with software)
- ※Standard RS-232 output format: <STX>000043090892<CR><LF><ETX>
- ※Standard RS-485 output format: <STX>000043090892<CR><LF><ETX>

Mifare is a registered trademark of NXP B.V.
MIFARE DESFire is a registered trademark of NXP B.V.
FeliCa is a trademark of Sony Corporation.



FM 39868



20220422