


● Introduction

PIDF-20W26 is a LF 125KHz & HF 13.56MHz module can read **EM ASK 125KHz, H.I.D. FSK 125KHz, 13.56 MHz for Mifare, Mifare Ultralight, Mifare DESFire, NFC** contactless card/keytag etc. then send out some standard data format, such as Wiegand for ID data collection.

The users may select the suitable models for connecting to dedicate controller or PC for various applications. The LED will turn to red when power is applied, and when user presents the proximity card the LED will turn to green.

● Features

1. Support 125KHz EM, H.I.D. & 13.56MHz Mifare ISO 14443A(UID), Mifare Ultralight, Mifare DESFire, NFC Tag
2. Support Wiegand 26bits Output.
3. Support firmware modification accords to request of special function
4. With LED indicator
5. Maximum transmission distance: Wiegand 200m (UL2464 Double shielded computer cable)...etc.
Please judge the cable length due to different standard.



● Applications

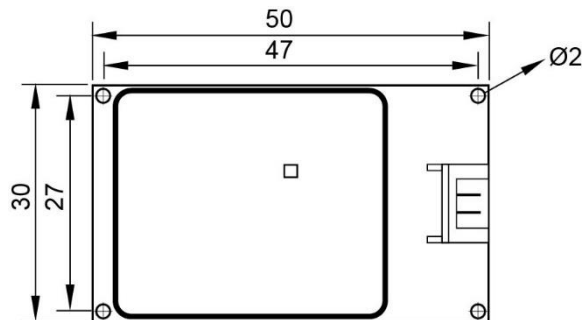
- Smart home
- Membership system

● Specification

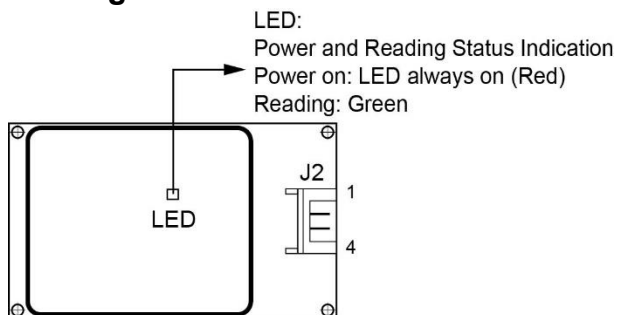
RFID frequency	125KHz & 13.56MHz					
Applicable cards	EM4100, EM4102, EM4200, TK4100, EM4305, ATA5577, T5567, TEMIC 5557, H.I.D., Mifare(4 Byte), Mifare Ultralight(7 Byte), Mifare DESFire(7 Byte), NFC Tag(7 Byte)					
Output format	Wiegand 26 bits					
Power input	DC 4.5~5.3V					
Standby current	120mA±10% @ 5V DC / 108mA±10% @ 4.5V DC / 124mA±10% @ 5.3V DC					
Working current	120mA±10% @ 5V DC / 108mA±10% @ 4.5V DC / 124mA±10% @ 5.3V DC					
Reading range	EM	H.I.D	Mifare	Mifare Ultralight	Mifare DESFire	NFC Tag
Card(T:0.8mm)	Max.4.0cm	Max.3.0cm	Max.3.0cm	Max.2.0cm	Max.3.0cm	Max.3.5cm
Operating temperature	-10℃~75℃					
Storage temperature	-10℃~85℃					

- **Dimension:**

Unit: mm



- **Wire configuration**



J2		
Wire No.	Color	Function
1	Red	+4.5V~5.3V
2	White	DATA0
3	Green	DATA1
4	Black	Ground

- **Data formats**

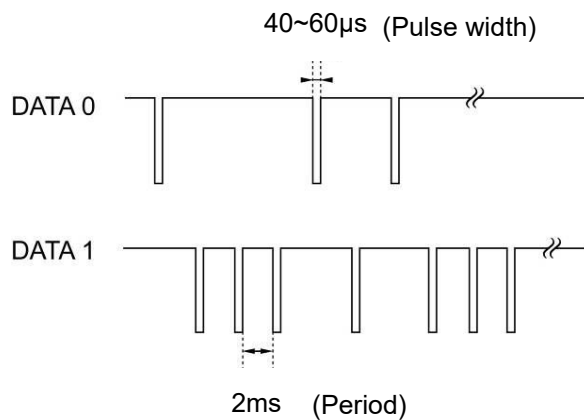
Wiegand 26 bits

1	2	3	4	5	6	7	8	9	10	11	12	13	14	15	16	17	18	19	20	21	22	23	24	25	26
P	C	C	C	C	C	C	C	C	C	C	C	C	C	C	C	C	C	C	C	C	C	C	C	C	P
EP	E	E	E	E	E	E	E	E	E	E	E	E													
													O	O	O	O	O	O	O	O	O	O	O	O	OP
Summed for even parity(E)													Summed for Odd parity(O)												

P=Start Even parity bit and stop Odd parity bit.

Even parity "EP" is generated by summing from bit2 to bit13 (Indicated by "E")

Odd parity "OP" is generated by summing from bit14 to bit25 (Indicated by "O")



Mifare is a registered trademark of NXP B.V.

Mifare DESFire is a registered trademark of NXP B.V.

Mifare Ultralight is a registered trademark of NXP B.V.

Specifications subject to change without notice for further modification.

PIDF-20W26/E