



RFID 125KHz EM read module

PXEM-BWS-ISSC

Ver.20.1

● Features

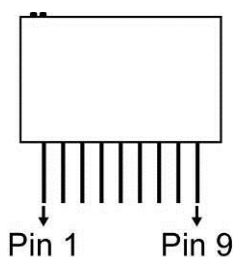
1. AM 125KHz contactless proximity reading module specially for EM cards.
2. **The card continued to present.**
3. Either Wiegand 26 or ASCII(TTL) output determined by pin assignment.
4. Read only for EM cards, and the data are sent by Data 0 and Data 1.
5. Read for TEMIC cards, and the data are sent by Data 0 and Data 1.
6. Lower cost with effective performance.
7. Compact size.



● Specification

Dimensions(L) x(W) x(H) mm/inch	26.5 x 7 x 16.5 / 1 x 0.3 x 0.7
Transmitting frequency	ASK 125 KHz
Operating voltage	DC 5V±5%
Reading range	Depending on tag size, tag type and antenna size
Applicable cards	EM 4001, EM 4102 or compatible / TEMIC 5557
Standby current	56mA±10% @5V DC
Operating current	56mA±10% @5V DC
Operating temperature	-10℃ ~ 75℃
Storage temperature	-20℃ ~ 85℃
Storage humidity	5 ~ 95% RH
Net weight	6 g

● Pin assignments



PIN No.	Description	ASCII	Wiegand26
PIN 1	To external antenna and tuning capacitor	Antenna IN	Antenna IN
PIN 2	To external antenna	Antenna OUT	Antenna OUT
PIN 3	Format selector(+/-)	Strap to +5V	Strap to GND
PIN 4	Beep / LED	Buzzer/LED	Buzzer/LED
PIN 5	Data 1	TTL (to IC UART)	Data 1
PIN 6	Data 0	N.C.	Data 0
PIN 7	Reset	Strap to GND	Strap to GND
PIN 8	Zero volts and tuning capacitor ground	GND 0V	GND 0V
PIN 9	DC voltage supply	VCC +5V	VCC +5V

● Data formats

RS232C(ASCII) Output

1. Data output format

- 9600bps, N, 8, 1
- PIN5:TX non-reverse output
- CHECKSUM: Using card 10 bytes DATA for XOR calculation

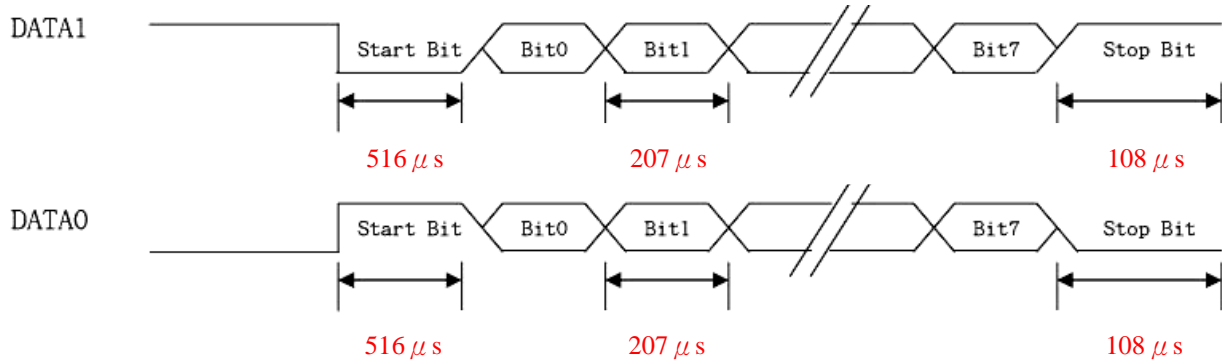
STX(02Hex)	CARD ID(10 ASCII)	CHECK SUM	ETX(03H)
------------	-------------------	-----------	----------

For example: card number : 62E3086CED

ASCII with check sum :36H, 32H, 45H, 33H, 30H, 38H, 36H, 43H, 45H, 44H

Check sum algorism :62(H) XOR (E3H) XOR (08H) XOR (6CH) XOR (EDH)=08H

2. Time period flow chart



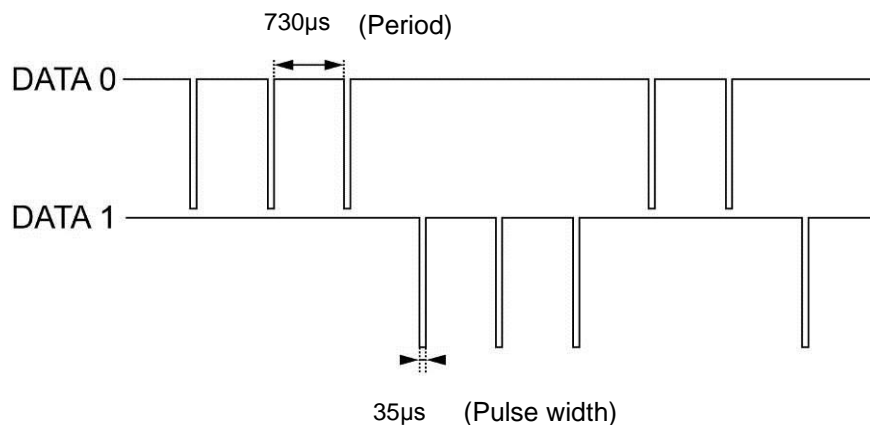
Wiegand 26 bits

1	2	3	4	5	6	7	8	9	10	11	12	13	14	15	16	17	18	19	20	21	22	23	24	25	26
P	C	C	C	C	C	C	C	C	C	C	C	C	C	C	C	C	C	C	C	C	C	C	C	C	P
EP	E	E	E	E	E	E	E	E	E	E	E	E													
													O	O	O	O	O	O	O	O	O	O	O	O	OP
Summed for even parity(E)													Summed for Odd parity(O)												

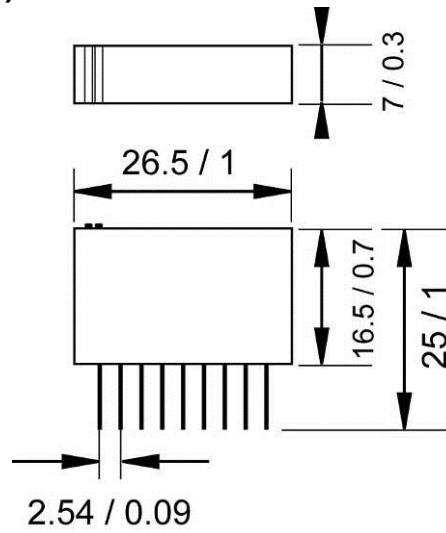
P=Start Even parity bit and stop Odd parity bit.

Even parity "EP" is generated by summing from bit2 to bit13 (Indicated by "E")

Odd parity "OP" is generated by summing from bit14 to bit25 (Indicated by "O")



- **Dimensions: Unit (mm/inch)**



Specifications subject to change without notice for further modification.